

kuraray

Noritake



PRODUCTS

CATALOGUE

LABSIDE

Products for technicians



Kuraray Noritake Dental Inc.

Live your life with beautiful teeth!

What do beautiful teeth mean?

One could say they are teeth that are healthy and have been preserved in as natural a condition as possible.

It has been proven in recent years that there is a deep connection between the environment inside the oral cavity and the health of the whole body. Beautiful teeth, a vibrant smile, and a healthy life. At Kuraray Noritake Dental, we help people protect their precious teeth and quality of life (QOL). We manufacture outstanding high-quality dental products by using excellent applications of technology throughout all production processes.

01 CAD/CAM MATERIALS	P. 9-10
02 DENTAL PORCELAINS	P. 11-14
03 LAB ACCESSORIES	P. 15-18



Message from our President

*We support progress in
dental quality and technology.*

*Technology and
Quality*



Kuraray Noritake Dental Inc. was established in 2012 through the merger of Kuraray Medical Inc. and Noritake Dental Supply Co., Ltd.

Even before this merger, many customers had given high marks to each of these two companies, as leaders in their respective fields of dental bonding agents and ceramics. We have fused the wealth of technology that we have each accumulated and we are determined to use our knowledge to create product groups and systems that are brimming with even more originality. Now we plan to move ahead even further, as we expand our fields of business development.

Recent years have seen major changes in the dental treatment environment. Worldwide population aging, changes in disease patterns, and new and diverse patient wants and needs are all contributing factors. The social importance of dental treatment is becoming even greater. Each and every one of our employees is working with a sense of pride and awareness, while endeavoring to strengthen his or her capabilities and grow as a participant in the provision of dental health. These conscientious employees enable our company to satisfy our customers and respond to the needs of the times.

Kiyoyuki Arikawa, President

About Kuraray Noritake Dental Inc.

We intend to develop new technology and products that improve the QOL of dental patients.

Company name	Kuraray Noritake Dental Inc.
Capital	300 million yen
Investment ratio	66.7% from Kuraray Co., Ltd. 33.3% from Noritake Company Ltd.
Line of Business	Production and sales of dental materials and medical related products

Office locations

Japan	Tokyo Office	Ote center Building 1-1-3 Otemachi, Chiyoda-ku, Tokyo 100-0004, Japan
	Osaka Office	Umeda Hankyu Building Office Tower 8-1 Kakudacho, Kita-Ku, Osaka 530-0017, Japan
Europe	Kuraray Europe GmbH	Philipp-Reis-Str. 4, 65795 Hattersheim am Main, Germany TEL: +49(0)69 305 35 834 https://www.kuraraynoritake.eu/en/
USA	Kuraray America, Inc.	33 Maiden Lane, 6th Floor, New York, NY 10038 TEL: +1-800-879-1676 FAX: +1-888-700-5200 https://kuraraydental.com/
China	Kuraray (Shanghai) Co., Ltd.	Unit 2207, 2 Grand Gateway. 3 Hongqiao Road, Xuhui District Shanghai 200030 TEL: +86-21-6119-8111 FAX: +86-21-6119-8585



Quality management

The search for technological synergy

Research and development activities at Kuraray Noritake Dental take full advantage of Kuraray and Noritake's accumulated know-how. We intend to develop new technologies and products, and continue to meet the opportunities and challenges offered by new domains of technology. Our contributions to improving patients' QOL will continue, day by day.

One of our most important obligations is to manage product quality effectively. We are taking the appropriate steps to maintain our certification under the international standard for quality management systems (ISO 13485), as well as work tirelessly to make sure that everyone can use our products with complete satisfaction.



Our technologies



Connecting technology to your attractive smile

Technology × Esthetics



Adhesion technology produced as a result of our incessant R&D activities!

Kuraray's proprietary MDP adhesive phosphate monomer contributes to the development of today's dentistry by providing exceptional durability and bonding.

Our dental materials business started when we established in Japan the "GK-101" dental treatment system. This was a product that was developed in the U.S. early in the 1970's to selectively remove caries with medication. Recognizing that it is essential to have an adhesive material that can be placed in cavities without having to use a retention form, we began considering development of this kind of material on our own. In 1978, as a result of our efforts, we were able to develop Phenyl-P, a phosphate ester adhesive monomer. Even after that success, we wanted to develop a higher level adhesive monomer. We continued to analyze the chemical structure of adhesive monomers at the molecular level. This finally paid off with the development of 10-Methacryloyloxydecyl dihydrogen phosphate (MDP), a phosphate ester adhesive monomer that came out of integrations within our adhesive technology. Almost all our cement products released after the launch of PANA VIA EX in 1983 and bond products released after the launch of CLEARFIL New Bond in 1984 contain MDP.

Our cement and bond products containing MDP provide superior bonding to metal and zirconia, as well as to tooth structure and are very durable in a wet environment, such as the oral cavity.

Reproducing natural-looking colors of teeth by taking advantage of the ceramics production technology accumulated through the manufacture of prestigious ceramics and tableware.

We are also focusing on the R&D of new materials for esthetic restorative applications. At the heart of this research is Noritake Company Limited's ceramics production technology, accumulated through the manufacture of prestigious ceramics and tableware. The company has supplied a variety of esthetic restoration dental products, since its first commercialization of dental plaster in Japan in 1939, including Noritake Super Porcelain EX-3, investment materials and metals. We have recently started producing and marketing dental CAD/CAM-related equipment, zirconia discs and porcelain products for zirconia frameworks. We are listening carefully to voices from dental care service providers and we are committed to continuing to develop better products to improve patients' QOL.

01 / CAD/CAM MATERIALS



P. 10



KATANA™ Zirconia



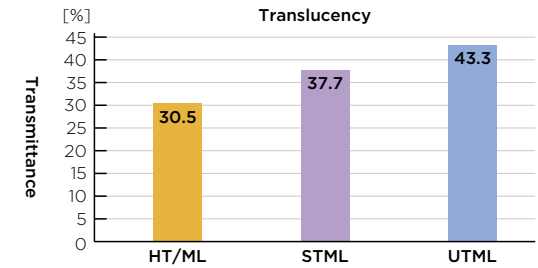
Natural beauty for all your prosthetics.
Create partials, natural veneers, full contour prosthetics and large dentin-like frameworks with our line of zirconia disks.

KATANA™ Zirconia STML

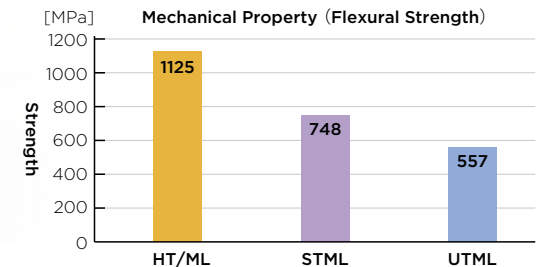
Well-balanced Translucency and Strength
With KATANA™ Zirconia STML, light is transmitted in the incisal area and blocked in the cervical area. You have the flexibility to make beautiful full contour prosthetics, regardless of the abutment color.

KATANA™ Zirconia UTML

Enamel-like translucency
KATANA™ Zirconia UTML is so translucent that light reaches the original tooth color, bringing you the natural result you desire. This zirconia has one of the highest translucency levels on the market, as well as a natural color gradient.



Measurement conditions : Evaluated by raw material (white color)
Wave length of light : 700nm Thickness of sample : 0.5mm



Measurement conditions : Evaluated by raw material (white color)
According to ISO 6872 : 2015 Sample,
A ratio of the distance : 30mm, size : 3×4×40mm
Date source: Kuraray Noritake Dental Inc.
The numerical value varies according to a condition

KATANA™ Zirconia ML

Achieving the Strongest and Esthetic Restoration
With KATANA™ Zirconia ML, light reflects its natural opacity. A veneering ceramic on top makes the most natural result. This zirconia also comes with natural color gradient.

KATANA™ Zirconia HT

Achieving the Strongest and most Esthetic restoration
KATANA™ Zirconia HT disc provides high flexural strength zirconia suitable for single unit framework, and long-span bridges. This option offers high esthetic zirconia restorations fulfilling all esthetic demands with minimal work.

Russia and CIS countries	East Asia	Southeast Asia	South Asia
Middle East & Africa	Central America	Latin America	Oceania

02 / DENTAL PORCELAINS

Noritake Super
Porcelain EX-3



P. 12

Noritake Super Porcelain
EX-3 Paste Opaque
-NP Bonder-



P. 12

CERABIEN™ ZR



P. 13

CERABIEN™ ZR
FC Paste Stain



P. 13

EX-3 PRESS /
EX-3 PRESS LF



P. 14

CZR PRESS/
CZR PRESS LF



P. 14

Noritake Super Porcelain EX-3



DENTAL PORCELAIN for Metal Framework Restorations

The fabrication procedures for Noritake Super Porcelain EX-3 are remarkably easy. Its outstanding features are made possible because of its very fine particle size. Noritake Super Porcelain EX-3 is superior to other dental porcelains because its coefficient of thermal expansion(CTE) remains stable during repeated bakings. When making a long span bridge, each unit may be precisely customized with repeated baking of the entire span with minimal risk of cracking. It is compatible with precious, semi-precious, non-precious and silverfree alloys for metal-ceramic prostheses. Its fluorescence is ideal and it is highly resistant to silver-induced greening. This combination of features makes Noritake Super Porcelain EX-3 an ideal choice for porcelain restorations.

Russia and CIS countries	East Asia	Southeast Asia	South Asia
Middle East & Africa	Central America	Latin America	Oceania

Noritake Super Porcelain EX-3 Paste Opaque -NP Bonder-



NP Bonder is optimized to make a secure bond between porcelain and metal framework made of non-precious metal alloy. It also reduces the possibility of occurrence of black lines in the metal framework margin and reduces the likelihood of yellow or green discoloration of the porcelain after baking.





DENTAL PORCELAIN for Zirconia Framework Restorations

CERABIEN™ ZR is a porcelain for making all ceramic crowns in use with zirconia framework. Single crowns made from CERABIEN™ ZR with zirconia can be used in the posterior as well as anterior, due to its extremely high flexural strength. The combination of CERABIEN™ ZR and zirconia will give you enhanced esthetics and fit with maximum strength for an overall superior restoration.

CERABIEN™ ZR FC Paste Stain



CERABIEN™ ZR FC Paste Stain
The addition of a new paste-type FC Paste Stain (a surface stain) to the CERABIEN™ ZR line allows the easy characterization of full-zirconia restorations. FC Paste Stain is available in a total of 27 shades, for the reproduction of a wide variety of colors.
The full complement of blue and gray shades (Light Gray, Dark Gray, Grayish Blue, & Blue) make it possible to reproduce blue-grayish transparency effects for the incisal area possible. Two types of glaze (Glaze & Clear Glaze) make it easier to control the appearance of transparency across the entire crown.

Russia and CIS countries

East Asia

Southeast Asia

South Asia

Middle East & Africa

Central America

Latin America

Oceania

EX-3 PRESS / EX-3 PRESS LF



PRESS CERAMIC for Metal Framework Restorations

EX-3 PRESS is a Pressable Ceramic System for porcelain alloys. The nano-technology by Noritake has been applied to the development of the material which produces bright and vivid colors. This EX-3 PRESS may be used from a single crown to a long span bridge, exhibiting excellent durability. This system enables not only ceramists, but also wax-up technicians, to make highly esthetic restorations very easily.

By using EX-3 PRESS LF Porcelains, you can avoid deformation of the pressed ceramic crown shape or a rounded margin.

Russia and CIS countries	East Asia	Southeast Asia	South Asia
Middle East & Africa	Central America	Latin America	Oceania

CZR PRESS / CZR PRESS LF



PRESS CERAMIC for Zirconia Framework Restorations

CZR PRESS technology consists of the marriage of two time-proven technologies: oxide ceramics and pressable ceramics.

This synergy combines the strength, fracture toughness and cementability of pure Zirconia copings with the marginal integrity, versatility and beauty of pressable ceramics.

CZR PRESS LF is indicated for layering CZR PRESS All-ceramic restorations.

CZR PRESS LF's lower fusing temperature (840°C) provides greater stability with repeated firings when layering CZR All-ceramic and CZR PRESS-to-Zirconia restorations.

Russia and CIS countries	East Asia	Southeast Asia	South Asia
Middle East & Africa	Central America	Latin America	Oceania

03 / LAB ACCESSORIES

NORITAKE
SHADE GUIDE



P. 15

Esthetic White
Shade Guide



P. 16

Color Guide



P. 16

NORITAKE
Meister Finish



P. 16

Pearl Surface



P. 17

Magic Set



P. 17

Porcelain Palette



P. 17

NORITAKE
Meister Cones
(Paper Abrasive Material)



P. 18

Internal Live Stain
Palette



P. 18

NORITAKE
Porcelain Mat



P. 18

NORITAKE SHADE GUIDE



The NORITAKE SHADE GUIDE has been specifically designed to match precisely with Noritake Porcelains. It will make shade taking from natural teeth very easy.

Basic Concept of Shades

Noritake Porcelain incorporates less of a greenish color and shifts toward more of a pinkish color. This new system promotes better reproduction of the vivid shades of natural teeth. The NORITAKE SHADE GUIDE was developed specifically by utilizing this concept. Please note that stains have not been used in the fabrication of the Shade Guides to facilitate the correct selection of shades.

Noritake Original Shades

[NP1.5] The chroma is between A1 and A2 shades – the hue corresponds to the slightly reddish shades.

[NP2.5] The chroma is between A2 and A3 shades – the hue corresponds to the slightly reddish shades.

[NW0, NW0.5] These two shades are useful for the cases where whiter teeth are required due to the patient's request or to match adjacent bleached teeth.

Esthetic White Shade Guide



The ESTHETIC WHITE SHADE GUIDE is a shade guide for new bleaching shades. It is to create whiter shades rather than NW shades.

[EW00]

Ultimate white shade with highest opacity

[EW0]

Whiter and higher opacity than NWO

[EW]

Whiter than NWO but the same opacity

[EWY]

Slightly yellow white shade with the same opacity as NWO

Color Guide



The NORITAKE COLOR GUIDE is a new and unique color guide for all Noritake porcelains. The shape is a unique crescent. This color guide makes ceramist work very easy, helping to attain the correct shade to create beautiful porcelain restorations with Noritake porcelain.

NORITAKE Meister Finish



NORITAKE Meister Finishing Points can be used for the following applications: Minor adjustments on porcelain margins. Grooves in occlusal metal. Inside surface of PFMs and full cast metal crowns. The surface of the access hole of an implant supported crown. The finishing line of a denture framework. The tooth-side-surface of rests.

Pearl Surface



① Pearl surface Z

Pearl surface Z is used for polishing full zirconia crowns and framework. The product has high abrasive properties, due to different sizes of blended diamond particles.

② Pearl surface C

③ Pearl surface F

Pearl surface C and F are a porcelain polishing materials used after final recontouring. They add a natural luster to the surface without altering the subtleties in the texture. They are also suitable for polishing hard and denture-base acrylic resin.

Magic Set




① MAGIC FORMER

MAGIC FORMER is a dry-and-set type Margin Porcelain forming liquid. It has strong adhesive properties with opaque porcelain, becoming quite hard when it dries. It is easy to remove the coping from the die without disturbing the margin porcelain.

② MAGIC SEPARATOR

MAGIC SEPARATOR is a pen-type porcelain separator. It is used to separate porcelain from the model material in margin porcelain areas, on the gingival surface of pontics, and in adjacent contact areas.

Porcelain Palette



① MIXING PALETTE

The Mixing Palette keeps the mixed porcelain separate, based on its clever stacked design.

② OPAQUE PALETTE

The indentations in the surface effectively prevent the cross-contamination of powdered opaques.

③ STAIN PALETTE

A set of two palettes. The smaller one is easy to hold in one hand for convenience when custom staining.

NORITAKE Meister Cones (Paper Abrasive Material)



Noritake Meister Cones are paper-abrasive materials, best suited for the polishing of porcelain teeth, resin teeth, resin denture resin and metals.

[For Porcelain Teeth and Resin Teeth]

For morphological correction, S-Green and S-Yellow cones are used for polishing.

[For Denture Resin]

After a rough polish with a carbide bur, use L-Red cones for further polishing.

[For Hard metals, such as Clasp and Burs]

After a rough polish with a carborundum bur, use L-Red and L-Yellow cones for further polishing.

[For Soft metals, such as Palladium Alloys]

After a rough polish with a carborundum bur, use L-Yellow cones for further polishing.

Internal Live Stain Palette



A unique design by the renowned ceramist Mr. Aoshima, has a fan-shaped configuration, making it very convenient for the specialist.

NORITAKE Porcelain Mat



The MAT, made from alumina / ceramic fiber, is designed to hold all-ceramic crowns and porcelain laminate veneers during baking.



Kuraray Noritake Dental Inc.

300 Higashiyama, Miyoshi-cho, Miyoshi, Aichi 470-0293, Japan

Website www.kuraraynoritake.com

- Before using this product, be sure to read the Instructions for Use supplied with the product.
- The specifications and appearance of the product are subject to change without notice.
- Printed color can be slightly different from actual color.

“CLEARFIL” and “PANAVIA” are trademarks of KURARAY CO., LTD.

“KATANA” and “CERABIEN” are trademarks of NORITAKE CO., LIMITED